



STRUCTURAL FEATURES

Dimensions	83" x 63"
Depth	30"
Seating Capacity	3
Water Capacity (gal./liters)	1689 L
Weight (empty)	605 lbs
Weight (full)	2,205 lbs
Waterfall	Yes
3.5" Underwater Spa Light	Yes

STANDARD UTILITY FEATURES

Programmable Filter Cycles	Yes
Treated Wooden Frame	Yes
DuraMAAX® Cabinetry	Yes
Thermo-Lock® Insulation	Yes
HDPE Sealed Base	Yes
Stainless Steel Jets	Yes
Dynamic LED Lighting	Yes
Pump1	1.5Hp/3.0bHp, 115V, 2Sp
Pump1 (Export)	2.0Hp/4.0bHp, 230V, 2Sp
Electrical Requirements	
(4-Wire)	240V/30A/40A
(3-Wire)	120V/15A/30A
Export	230V, 50 Hz, 1x10A
Jet Total	20


OPTIONAL FEATURES

CleanZone® System

Cabinet Colors




AVAILABLE ACRYLIC COLOURS




STORM CLOUDS




SILVER MARBEL




SAHARA




MIDNIGHT CANYON




GYPSUM



SMOKEY MOUNTAIN



GLACIER MOUNTAIN



TUSCAN SUN